



# Australian Bureau of Statistics

## 2006 Census QuickStats : Colonel Light Gardens (State Suburb) Quality Declaration

Latest ISSUE Released at 11:30 AM (CANBERRA TIME) 25/10/2007 LOCATION CODE: SSC41281 STATE: SA

[Summary](#)   [Details](#)   [Explanatory Notes](#)   [Related Information](#)   [Past & Future Releases](#)

- On this page:

- **Person Characteristics**

- |
- Age
- |
- Selected Characteristics
- |
- Country of Birth
- |
- Main Language Spoken at Home
- |
- Religious Affiliation
- |
- Marital Status
- |
- Labour Force
- |
- Occupation
- |
- Industry of Employment
- |
- Income



- **Family Characteristics**

- **Dwelling Characteristics**

- |
- Dwellings Characteristics Occupied Private Dwellings


- |
- Tenure Type
- |
- Household Composition
- |
- Landlord Type

## PERSON CHARACTERISTICS (Place of usual residence)

PERSON CHARACTERISTICS 	Selected Region	% of total persons in Region	Australia 	% of total persons in Australia
Total persons (excluding overseas visitors)	3,237	-	19,855,288	-
Males	1,612	49.8%	9,799,252	49.4%
Females	1,625	50.2%	10,056,036	50.6%
Indigenous persons (comprises Aboriginal and Torres Strait Islander)	4	0.1%	455,031	2.3%

In the 2006 Census (held on 8th August 2006), there were 3,237 persons usually resident in Colonel Light Gardens (Suburb): 49.8% were males and 50.2% were females. Of the total population in Colonel Light Gardens (Suburb) 0.1% were Indigenous persons, compared with 2.3% Indigenous persons in Australia.

[Back to top](#)

AGE 	Selected Region	% of total persons in Region	Australia	% of total persons in Australia
Age groups:				
0-4 years	265	8.2%	1,260,405	6.3%
5-14 years	489	15.1%	2,676,807	13.5%
15-24 years	424	13.1%	2,704,276	13.6%
25-54 years	1,459	45.1%	8,376,751	42.2%
55-64 years	295	9.1%	2,192,675	11.0%
65 years and over	305	9.4%	2,644,374	13.3%
Median age of persons	36	-	37	-

In the 2006 Census 23.3% of the population usually resident in Colonel Light Gardens (Suburb) were children aged between 0-14 years, and 18.5% were persons aged 55 years and over. The median age of persons in Colonel Light Gardens (Suburb) was 36 years, compared with 37 years for persons in Australia.

[Back to top](#)

<b>SELECTED CHARACTERISTICS</b>	Selected Region	% of total persons in Region	Australia	% of total persons in Australia
Australian citizenship	3,031	93.6%	17,095,569	86.1%
Persons born overseas	412	12.7%	4,416,037	22.2%
Overseas visitors (excluded from all other classifications)	12	0.4%	206,358	1.0%

In the 2006 Census, 93.6% of persons usually resident in Colonel Light Gardens (Suburb) were Australian citizens, 12.7% were born overseas and 0.4% were overseas visitors.

[Back to top](#)

#### **COUNTRY OF BIRTH**

<b>MAIN RESPONSES IN SELECTED REGION</b>	Selected Region	% of total persons in Region	Australia	% of total persons in Australia
Australia	2,711	83.8%	14,072,944	70.9%
England	134	4.1%	856,939	4.3%
Greece	29	0.9%	109,987	0.6%
Italy	29	0.9%	199,121	1.0%
Germany	20	0.6%	106,525	0.5%
New Zealand	18	0.6%	389,463	2.0%

In the 2006 Census, 83.8% of persons usually resident in Colonel Light Gardens (Suburb) stated they were born in Australia. Other common responses within Colonel Light Gardens (Suburb) were: England 4.1%, Greece 0.9%, Italy 0.9%, Germany 0.6% and New Zealand 0.6%.

[Back to top](#)

#### **LANGUAGE SPOKEN AT HOME**

<b>MAIN RESPONSES IN SELECTED REGION</b>	Selected Region	% of total persons in Region	Australia	% of total persons in Australia
English only spoken at home	2,928	90.5%	15,581,333	78.5%
Greek	87	2.7%	252,220	1.3%

Italian	36	1.1%	316,890	1.6%
Cantonese	12	0.4%	244,553	1.2%
German	10	0.3%	75,636	0.4%
Lithuanian	9	0.3%	2,006	0.0%

In the 2006 Census, English was stated as the only language spoken at home by 90.5% of persons usually resident in Colonel Light Gardens (Suburb). The most common languages other than English spoken at home were: Greek 2.7%, Italian 1.1%, Cantonese 0.4%, German 0.3% and Lithuanian 0.3%.

[Back to top](#)

## RELIGIOUS AFFILIATION

### MAIN RESPONSES IN SELECTED REGION

	Selected Region	% of total persons in Region	Australia	% of total persons in Australia
No Religion	868	26.8%	3,706,557	18.7%
Catholic	757	23.4%	5,126,882	25.8%
Anglican	423	13.1%	3,718,248	18.7%
Uniting Church	377	11.6%	1,135,422	5.7%
Eastern Orthodox	140	4.3%	544,165	2.7%

In the 2006 Census, the most common responses for religious affiliation for persons usually resident in Colonel Light Gardens (Suburb) were No Religion 26.8%, Catholic 23.4%, Anglican 13.1%, Uniting Church 11.6% and Eastern Orthodox 4.3%.

[Back to top](#)

### MARITAL STATUS (Population aged 15 years and over)

	Selected Region	% of persons aged 15 years and over in Region	Australia	% of persons aged 15 years and over in Australia
Married	1,437	57.9%	7,900,684	49.6%
Never married	713	28.7%	5,278,600	33.2%
Separated or divorced	203	8.2%	1,801,979	11.3%
Widowed	128	5.2%	936,813	5.9%

In the 2006 Census, 57.9% of persons aged 15 years and over usually resident in Colonel Light Gardens (Suburb) were married, 28.7% never married, 8.2% separated or divorced and 5.2% widowed.

[Back to top](#)


### LABOUR FORCE (Population aged 15 years and over)

Selected Region	% of persons in the labour force in Region	Australia	% of persons in the labour force in Australia
-----------------	--	-----------	---

Total labour force (includes employed and unemployed persons)	1,805	-	9,607,987	-
Employed full-time	1,037	57.5%	5,827,432	60.7%
Employed part-time	621	34.4%	2,685,193	27.9%
Employed away from work	64	3.5%	337,991	3.5%
Employed hours not stated	33	1.8%	253,567	2.6%
Unemployed	50	2.8%	503,804	5.2%
Not in the labour force	617	-	5,271,116	-

During the week prior to the 2006 Census, 1,805 people aged 15 years and over who were usually resident in Colonel Light Gardens (Suburb) were in the labour force. Of these, 57.5% were employed full-time, 34.4% were employed part-time, 3.5% were employed but away from work, 1.8% were employed but did not state their hours worked and 2.8% were unemployed. There were 617 usual residents aged 15 years and over not in the labour force.

[Back to top](#)

<b>OCCUPATION (Employed persons aged 15 years and over)</b> 	Selected Region% of employed persons aged 15 years and over in Region		Australia % of employed persons aged 15 years and over in Australia	
Professionals	519	29.6%	1,806,010	19.8%
Managers	255	14.5%	1,202,267	13.2%
Clerical and Administrative Workers	246	14.0%	1,365,805	15.0%
Technicians and Trades Workers	203	11.6%	1,309,258	14.4%
Sales Workers	177	10.1%	896,208	9.8%
Community and Personal Service Workers	171	9.7%	801,906	8.8%
Labourers	107	6.1%	952,520	10.5%
Machinery Operators And Drivers	58	3.3%	604,616	6.6%

In the 2006 Census, the most common responses for occupation for employed persons usually resident in Colonel Light Gardens (Suburb) were Professionals 29.6%, Managers 14.5%, Clerical and Administrative Workers 14.0%, Technicians and Trades Workers 11.6% and Sales Workers 10.1%.

[Back to top](#)

**INDUSTRY OF EMPLOYMENT****(Employed persons aged 15 years and over)****MAIN RESPONSES IN SELECTED REGION**

Selected Region % of employed persons aged 15 years and over in Region

Australia % of employed persons aged 15 years and over in Australia

Region	Selected Region	Selected Region %	Australia	Australia %
School Education	111	6.3%	414,214	4.5%
Hospitals	92	5.2%	303,923	3.3%
Cafes, Restaurants and Takeaway Food Services	65	3.7%	328,521	3.6%
Tertiary Education	56	3.2%	168,292	1.8%
Public Order and Safety Services	46	2.6%	131,060	1.4%

In the 2006 Census, the most common industries of employment for persons aged 15 years and over usually resident in Colonel Light Gardens (Suburb) were School Education 6.3%, Hospitals 5.2%, Cafes, Restaurants and Takeaway Food Services 3.7%, Tertiary Education 3.2% and Public Order and Safety Services 2.6%.

[Back to top](#)**INCOME (Population aged 15 years and over)**

Selected Region

Australia

Income Measure	Selected Region	Australia
Median individual income (\$/weekly)	586	466
Median household income (\$/weekly)	1,375	1,027
Median family income (\$/weekly)	1,650	1,171

In Colonel Light Gardens (Suburb), the median weekly individual income for persons aged 15 years and over who were usual residents was \$586, compared with \$466 in Australia. The median weekly household income was \$1,375, compared with \$1,027 in Australia. The median weekly family income was \$1,650, compared with \$1,171 in Australia.

[Back to top](#)**FAMILY CHARACTERISTICS****FAMILY CHARACTERISTICS**

Selected Region

% of total families in Region

Australia


% of total families in Australia

Total families	887	-	5,219,165	-
Couple families with children	530	59.8%	2,362,582	45.3%
Couple families without children	252	28.4%	1,943,643	37.2%
One parent families	94	10.6%	823,254	15.8%
Other families	11	1.2%	89,686	1.7%

In the 2006 Census, there were 887 families in Colonel Light Gardens (Suburb): 59.8% were couple families with children, 28.4% were couple families without children, 10.6% were one parent families and 1.2% were other families.

[Back to top](#)

## DWELLING CHARACTERISTICS

<b>DWELLING CHARACTERISTICS - PRIVATE DWELLINGS (Includes Visitor only and other not classifiable households)</b> 	Selected Region	% of total occupied private dwellings in Region	Australia	% of total occupied private dwellings in Australia
Total private dwellings (includes unoccupied private dwellings)	1,199	-	8,426,559	-
Occupied private dwellings:	1,146	-	7,596,183	-
Separate house	1,091	95.2%	5,685,387	74.8%
Semi-detached, row or terrace house, townhouse etc	37	3.2%	702,550	9.2%
Flat, unit or apartment	10	0.9%	1,076,315	14.2%
Other dwellings	8	0.7%	127,337	1.7%
Not stated	0	0.0%	4,594	0.1%

In the 2006 Census there were 1,146 occupied private dwellings counted in Colonel Light Gardens (Suburb): 95.2% were separate houses, 3.2% were semi-detached, row or terrace houses, townhouses etc, 0.9% were flats, units or apartments and 0.7% were other dwellings.


[Back to top](#)

<b>DWELLING CHARACTERISTICS - OCCUPIED PRIVATE DWELLINGS</b> 	Selected Region	Australia
Median rent (\$/weekly)	220	190

Median housing loan repayment (\$/monthly)	1,300	-	1,300	-
Average household size	2.8	-	2.6	-
Average number of persons per bedroom	1.1	-	1.1	-


In Colonel Light Gardens (Suburb), the median weekly rent was \$220, compared to \$190 in Australia. The median monthly housing loan repayment was \$1,300, compared to \$1,300 in Australia. The average household size was 2.8 and the average number of persons per bedroom was 1.1.

[Back to top](#)

<b>TENURE TYPE - OCCUPIED PRIVATE DWELLINGS</b> 	Selected Region	% of total occupied private dwellings in Region	Australia	% of total occupied private dwellings in Australia
Fully owned	397	34.6%	2,478,264	32.6%
Being purchased (includes being purchased under rent/buy scheme)	545	47.6%	2,448,205	32.2%
Rented (includes rent-free)	137	12.0%	2,063,947	27.2%
Other tenure type	20	1.7%	65,715	0.9%
Not stated	44	3.8%	540,050	7.1%

In Colonel Light Gardens (Suburb), 34.6% of occupied private dwellings were fully owned, 47.6% were being purchased and 12.0% were rented.


[Back to top](#)

<b>HOUSEHOLD COMPOSITION - OCCUPIED PRIVATE DWELLINGS</b> 	Selected Region	% of total occupied private dwellings in Region	Australia	% of total occupied private dwellings in Australia
Family household	885	77.2%	5,122,760	67.4%
Lone person household	213	18.6%	1,740,481	22.9%
Group household	25	2.2%	280,856	3.7%

In the 2006 Census in Colonel Light Gardens (Suburb), 77.2% of occupied private dwellings were family households, 18.6% were lone person households and 2.2% were group households.

[Back to top](#)



<b>LANDLORD TYPE - OCCUPIED PRIVATE DWELLINGS BEING RENTED (including rent free accommodation) </b>	Selected Region	% of total rented dwellings in Region	Australia	% of total rented dwellings in Australia
Real estate agent	54	39.4%	1,043,198	50.5%
State or Territory housing authority	9	6.6%	306,697	14.9%
Other landlord type	69	50.4%	652,012	31.6%
Landlord type not stated	5	3.6%	62,037	3.0%

In Colonel Light Gardens (Suburb), of the occupied private dwellings being rented, 39.4% were rented from a real estate agent, 6.6% were rented from a State or Territory housing authority and 50.4% were rented from other landlord type. In comparison, in Australia 50.5% were rented from a real estate agent and 14.9% from a state or territory housing authority.

[Back to top](#)

Data for this QuickStats was collected from the 2006 Census of Population and Housing.

Some values in this QuickStats may have been adjusted to avoid release of confidential data. These adjustments may have a significant impact on the calculated percentages in QuickStats. For further information refer to Introduced Random Error.

For further inquiries contact the ABS National Information and Referral Service on 1300 135 070.

2006 Census Dictionary  
 Census Data Quality Statement  
 © Commonwealth of Australia 2007

[Back to top](#)

This page last updated 10 February 2008